

Scaled data based on original data using
LM-79-08 Approved Method: Electrical and Photometric Measurements of Solid-
State Lighting Products

Test Report Prepared for
Cooper Lighting Solutions
(formerly Eaton)

Brand: INVUE

Report Number: P149924

Luminaire Tested: **VWM-F01-LED-E1-SL2-7030**

Issue Date: 03/03/2020

Test Information

Test Method: LM-79-08
Report Number: P149924
REPORT IS SCALED FROM IESNA LM-79-08 TEST DATA (P33678)
Test Lab: INNOVATION CENTER-P3
Issue Date: 03/03/2020
Manufacturer: COOPER LIGHTING SOLUTIONS (FORMERLY EATON)
Product Line: INVUE
Catalog Number: VWM-F01-LED-E1-SL2-7030
Description: VISION WALL MEDIUM LED LUMINAIRE
(1) LIGHTBARS WITH AccuLED OPTICS - TYPE 2 W/ SPILL LIGHT CONTROL
Light Source: (7) 3000K CCT, 70 CRI LEDs
Ballast/Driver: -

Summary

Lumens per Lamp: N/A
Luminaire Lumens: 2303.5 lumens
Efficiency: N/A
Efficacy: 88.9 lumens/watt
Luminous Opening: Rectangular (W 0.17' x L: 1' x H: 0')
IES Classification: Type II - Short - Non-Cutoff
BUG Rating: B1 - U0 - G1

Input Watts (W): 25.9
Input Voltage (V): NR
Input Current (A_{in}): NR
Voltage Rise (V): NR
Power Factor: NR
Total Harmonic Distortion (THDi): NR
Frequency (hertz): 60
Stabilization Time: NR
Operation Time: NR
Ambient Temperature (°C): NR
Test Distance: 25 FT

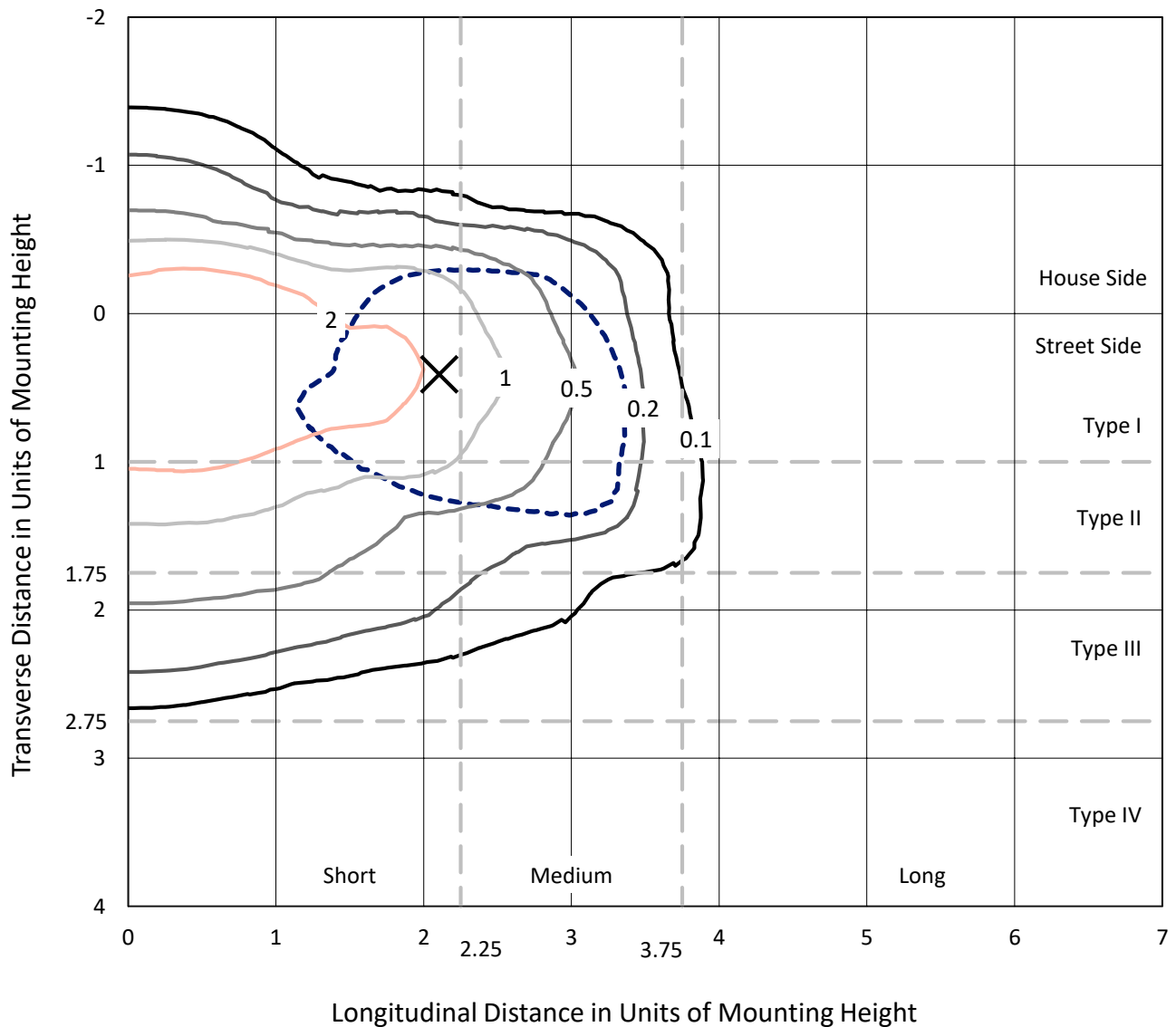


REPORT NUMBER: P149924

CATALOG NUMBER: VWM-F01-LED-E1-SL2-7030

Iso-Footcandle Lines of Horizontal Illumination

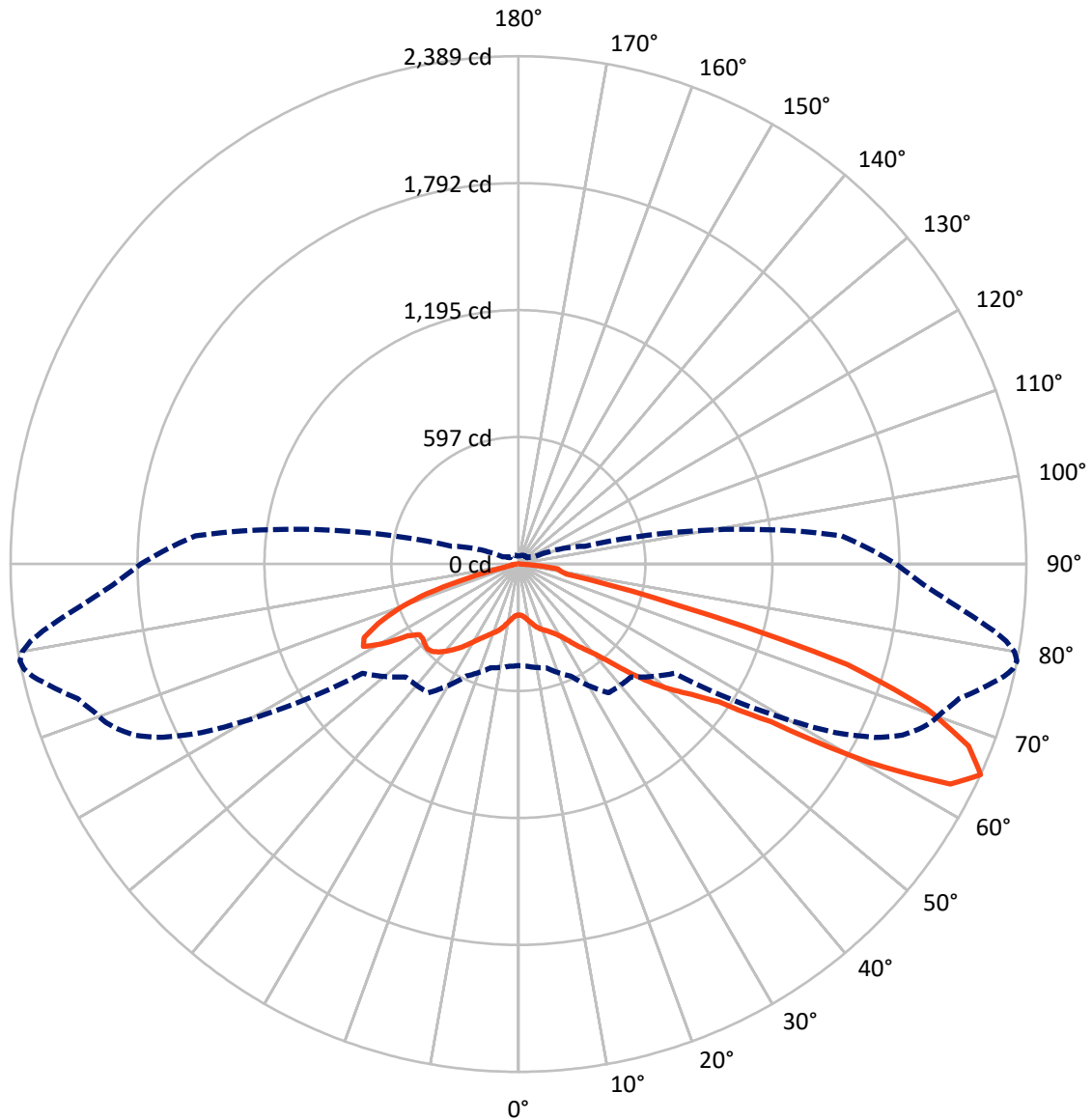
× Max cd
 - - - 1/2 Max cd



Based on 10 foot mounting height. Maximum calculated value = 3.2 fc
 Type II - Short - Non-Cutoff

REPORT NUMBER: P149924
CATALOG NUMBER: VWM-F01-LED-E1-SL2-7030

Luminous Intensity Polar Plot



— Vertical Plane Through 79-Deg Lateral - - - Horizontal Cone Through 65-Deg Vertical

REPORT NUMBER: P149924

CATALOG NUMBER: VWM-F01-LED-E1-SL2-7030

FLUX DISTRIBUTION:

		Downward	Upward	Total
House Side	Lumens	544.5	0.0	544.5
	% Fixture	23.6	0.0	23.6
Street Side	Lumens	1759.0	0.0	1759.0
	% Fixture	76.4	0.0	76.4
Total	Lumens	2303.5	0.0	2303.5
	% Fixture	100.0	0.0	100.0

Coefficient of Utilization

ZONAL LUMENS:

Zone	Lumens	% Fixture
0°-10°	23.8	1.0
10°-20°	77.9	3.4
20°-30°	134.6	5.8
30°-40°	222.8	9.7
40°-50°	377.9	16.4
50°-60°	502.1	21.8
60°-70°	648.6	28.2
70°-80°	272.0	11.8
80°-90°	43.7	1.9
90°-100°	0.0	0.0
100°-110°	0.0	0.0
110°-120°	0.0	0.0
120°-130°	0.0	0.0
130°-140°	0.0	0.0
140°-150°	0.0	0.0
150°-160°	0.0	0.0
160°-170°	0.0	0.0
170°-180°	0.0	0.0
0°-90°	2303.5	100.0
0°-180°	2303.5	100.0



REPORT NUMBER: P149924

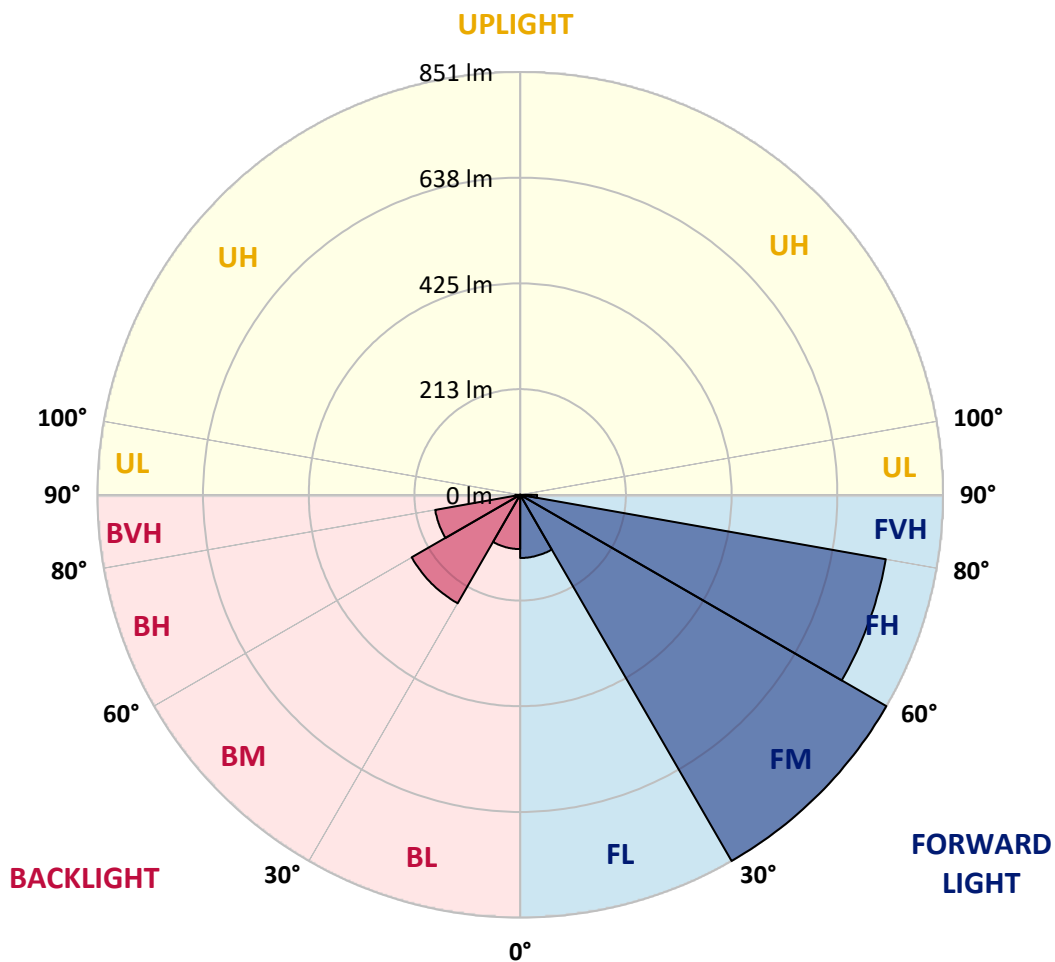
CATALOG NUMBER: VWM-F01-LED-E1-SL2-7030

LUMINAIRE CLASSIFICATION SYSTEM LUMEN TABLE AND BUG RATING:

Zone	Lumens	% Fixture	Zone Rating/Lumen Limit		
			B	U	G
FL (0°-30°)	127.1	5.5			
FM (30°-60°)	850.8	36.9			
FH (60°-80°)	746.9	32.4			G1/1800
FVH (80°-90°)	34.2	1.5			G1/100
BL (0°-30°)	109.3	4.7	B0/110		
BM (30°-60°)	252.1	10.9	B1/1000		
BH (60°-80°)	173.7	7.5	B1/500		G1/500
BVH (80°-90°)	9.5	0.4			G0/10
UL (90°-100°)	0.0	0.0		U0/0	
UH (100°-180°)	0.0	0.0		U0/0	

BUG Rating: B1-U0-G1

Type II Short





REPORT NUMBER: P149924

CATALOG NUMBER: VWM-F01-LED-E1-SL2-7030

CANDELA DISTRIBUTION (FULL):

	0°	5°	15°	25°	35°	45°	55°	60°	61°	62°	64°
0°	239.8	239.8	239.8	239.8	239.8	239.8	239.8	239.8	239.8	239.8	239.8
2.5°	239.0	239.8	239.3	239.8	240.3	240.5	241.0	240.8	240.8	241.0	240.5
5°	239.0	239.0	239.8	241.0	241.5	243.0	244.8	244.5	244.8	244.5	245.0
7.5°	244.0	243.8	244.5	246.1	246.6	248.8	251.8	252.3	252.8	252.8	253.6
10°	252.8	252.6	253.3	254.1	254.8	256.6	260.9	262.6	262.9	263.1	264.1
12.5°	263.9	263.6	262.6	262.6	262.4	265.7	271.4	274.7	275.2	276.2	277.0
15°	271.7	270.9	269.4	268.4	269.7	275.0	283.5	287.3	287.8	288.5	290.5
17.5°	279.2	278.5	275.2	272.7	274.5	283.0	294.6	298.6	299.6	300.3	302.6
20°	289.8	289.3	284.5	278.5	278.0	289.0	303.1	308.4	309.1	310.1	312.4
22.5°	305.9	303.6	298.1	286.8	281.2	292.5	309.1	316.4	317.4	318.4	321.5
25°	326.0	325.0	315.4	298.1	286.5	296.1	315.7	324.7	326.2	327.5	331.5
27.5°	346.8	345.3	335.0	312.4	295.8	303.1	326.0	336.3	338.3	340.3	344.1
30°	365.4	364.9	356.4	331.8	310.9	316.4	342.6	355.1	357.4	359.9	363.4
32.5°	409.2	409.4	400.6	375.5	347.3	340.6	366.4	385.3	386.3	389.3	395.6
35°	492.9	493.9	490.6	470.7	439.1	411.2	413.7	432.3	433.3	435.8	441.8
37.5°	548.9	550.9	561.0	567.3	551.2	538.4	506.4	499.1	499.9	498.4	497.1
40°	579.8	582.8	609.2	641.9	659.5	659.7	645.9	613.8	601.4	597.9	582.8
42.5°	597.4	602.4	639.9	695.7	746.2	780.9	789.4	753.7	744.7	728.6	699.7
45°	609.0	615.0	659.2	735.6	810.0	869.1	913.6	897.8	891.7	881.9	855.3
47.5°	607.0	611.7	657.7	749.2	843.5	927.4	1006.3	1022.7	1015.4	1012.9	994.8
50°	570.3	574.5	621.3	715.5	825.1	949.5	1065.1	1111.4	1111.4	1116.2	1110.6
52.5°	531.1	534.6	577.1	661.8	765.8	927.9	1097.8	1174.5	1184.5	1192.8	1205.9
55°	516.2	520.5	552.7	625.1	715.3	866.1	1108.9	1221.7	1240.3	1254.4	1284.1
57.5°	523.3	527.5	550.4	605.2	685.6	803.0	1109.4	1285.3	1321.2	1350.2	1410.2
60°	553.7	557.7	576.8	623.6	677.8	766.6	1088.0	1386.6	1443.9	1498.2	1598.2
62.5°	539.6	544.6	572.5	654.0	735.9	738.9	1010.9	1465.0	1557.2	1637.4	1796.5
65°	478.0	483.3	505.2	581.3	739.4	751.0	896.5	1466.5	1581.1	1689.4	1861.1
67.5°	362.9	364.9	382.3	443.3	591.4	764.3	778.9	1292.8	1401.9	1522.8	1700.0
70°	185.5	189.0	194.0	244.8	380.8	631.6	669.3	952.8	1091.8	1216.7	1429.6
72.5°	64.3	65.6	70.6	93.5	185.5	414.4	585.9	653.0	736.9	853.8	1100.3
75°	38.7	38.7	40.5	47.3	84.7	215.9	521.3	533.3	544.6	583.8	745.2
77.5°	30.7	31.2	31.2	32.4	47.0	110.8	395.8	495.9	497.4	501.2	528.3
80°	21.9	22.9	24.9	25.9	30.4	60.8	222.2	435.3	465.0	479.3	499.1
82.5°	16.3	17.3	21.1	22.4	23.6	33.9	99.8	300.3	354.4	383.0	452.9
85°	7.3	8.5	14.3	15.8	16.6	18.1	46.7	85.5	98.3	110.3	145.5
87.5°	1.3	1.3	2.3	3.3	4.8	4.5	10.3	14.6	14.8	17.3	19.4
90°	0.0	0.0	0.0	0.0	0.0	0.0	0.0	0.0	0.0	0.0	0.0



REPORT NUMBER: P149924

CATALOG NUMBER: VWM-F01-LED-E1-SL2-7030

CANDELA DISTRIBUTION (continued):

	65°	66°	67°	68°	69°	70°	71°	72°	73°	74°	75°
0°	239.8	239.8	239.8	239.8	239.8	239.8	239.8	239.8	239.8	239.8	239.8
2.5°	240.5	240.5	240.5	240.3	240.5	240.5	240.5	240.5	240.8	240.8	240.8
5°	245.8	245.3	245.6	245.6	245.6	245.3	245.8	245.6	245.8	246.6	246.3
7.5°	253.6	254.1	254.3	254.6	254.6	254.6	254.8	255.4	255.4	256.1	255.9
10°	265.2	264.9	265.2	265.9	266.7	266.9	267.7	267.4	267.9	268.9	269.9
12.5°	277.5	278.0	278.7	279.5	280.7	281.0	281.7	282.0	283.5	283.5	284.5
15°	291.3	291.5	293.1	293.3	294.8	295.3	296.6	297.1	298.8	299.1	300.1
17.5°	303.9	304.4	305.1	305.9	307.6	308.4	309.4	310.4	311.9	312.4	314.2
20°	313.9	314.9	315.2	316.7	318.2	319.2	320.2	321.2	322.7	323.5	325.2
22.5°	323.0	324.0	324.7	326.0	327.0	328.5	329.0	330.8	332.3	333.5	335.0
25°	332.8	334.3	335.0	337.3	338.0	339.5	340.8	342.6	344.6	346.1	348.1
27.5°	346.6	348.8	349.9	352.4	354.1	354.9	356.9	359.4	361.2	362.9	364.9
30°	365.7	370.0	370.7	372.5	375.7	376.2	378.8	380.8	383.5	385.3	387.0
32.5°	395.3	400.6	401.1	403.1	405.9	406.9	408.9	411.2	415.5	416.2	419.0
35°	440.8	443.1	445.1	445.9	448.1	449.4	450.9	453.4	457.7	457.2	460.2
37.5°	495.4	496.1	496.4	493.9	494.4	492.1	494.9	495.4	496.9	498.1	501.2
40°	573.3	565.5	564.5	558.5	552.4	549.2	547.9	542.9	544.1	544.6	547.1
42.5°	687.1	672.1	659.5	650.9	636.1	628.8	619.0	611.2	605.2	607.5	608.5
45°	831.4	809.8	789.7	763.5	744.2	730.4	713.0	697.4	690.4	687.1	691.2
47.5°	975.4	956.3	932.7	905.8	875.1	852.3	823.4	798.0	780.4	773.8	777.4
50°	1099.8	1082.2	1064.4	1048.6	1012.9	988.0	948.5	915.6	888.0	873.9	870.1
52.5°	1203.1	1193.8	1184.3	1171.0	1142.3	1117.4	1086.0	1053.6	1016.9	988.2	978.4
55°	1295.4	1300.9	1296.1	1296.4	1285.1	1269.2	1242.6	1218.5	1192.8	1160.4	1146.8
57.5°	1429.8	1462.5	1469.0	1485.4	1493.4	1502.0	1509.5	1495.2	1488.6	1464.5	1464.8
60°	1641.7	1689.4	1730.9	1768.6	1799.5	1829.7	1861.4	1875.4	1891.0	1898.3	1923.2
62.5°	1867.1	1912.6	1974.5	2025.0	2053.4	2092.6	2127.0	2149.4	2176.8	2205.9	2243.9
65°	1922.9	1977.7	2016.7	2050.4	2078.5	2099.4	2118.2	2144.9	2167.7	2214.0	2258.7
67.5°	1779.9	1823.7	1859.3	1892.5	1914.4	1932.0	1948.8	1966.4	2005.6	2047.6	2092.6
70°	1527.8	1580.6	1639.7	1682.7	1693.5	1708.5	1724.6	1747.5	1767.1	1811.1	1845.3
72.5°	1227.5	1303.4	1353.4	1413.0	1425.8	1448.7	1457.7	1475.6	1479.1	1503.0	1512.0
75°	855.5	942.5	992.8	1036.5	1045.0	1032.5	1037.5	974.4	958.3	945.3	934.7
77.5°	564.7	588.1	596.2	589.1	555.4	529.1	500.9	473.3	476.3	453.9	414.7
80°	502.2	507.4	500.1	493.1	473.8	446.1	420.7	394.8	382.0	368.5	348.3
82.5°	488.6	508.9	511.2	502.7	487.3	457.2	426.5	388.1	355.4	325.2	294.6
85°	163.4	198.8	214.6	229.5	234.0	239.3	221.2	196.5	166.9	147.0	115.1
87.5°	20.9	25.9	29.9	25.6	29.9	35.2	25.4	28.4	28.7	17.8	13.3
90°	0.0	0.0	0.0	0.0	0.0	0.0	0.0	0.0	0.0	0.0	0.0

REPORT NUMBER: P149924

CATALOG NUMBER: VWM-F01-LED-E1-SL2-7030

CANDELA DISTRIBUTION (continued):

	76°	77°	78°	79°	80°	81°	82°	83°	84°	85°	86°
0°	239.8	239.8	239.8	239.8	239.8	239.8	239.8	239.8	239.8	239.8	239.8
2.5°	241.0	240.8	240.8	240.8	240.5	240.8	240.8	240.8	240.8	240.8	240.5
5°	246.6	246.6	247.3	247.6	247.1	246.8	247.1	247.3	247.3	247.1	247.3
7.5°	256.9	257.1	257.6	258.4	257.9	258.1	258.4	258.1	258.9	259.1	258.9
10°	269.9	270.4	271.7	271.9	271.7	272.7	272.9	272.4	272.9	272.9	274.0
12.5°	285.0	285.5	287.0	287.5	288.0	288.3	289.0	289.3	290.0	290.5	291.3
15°	301.3	301.8	302.9	304.6	305.1	305.6	306.1	307.6	307.9	308.9	309.6
17.5°	315.2	315.9	317.4	318.7	319.4	320.7	321.2	323.0	323.5	325.0	326.2
20°	326.2	327.5	328.7	330.2	331.5	333.0	333.5	335.3	336.3	337.0	338.5
22.5°	336.3	337.8	339.5	341.3	342.3	344.3	345.1	345.8	348.1	349.1	350.6
25°	349.4	350.9	352.9	355.1	356.1	358.6	359.4	360.7	363.2	364.2	366.4
27.5°	367.2	369.2	370.7	373.0	374.2	376.0	377.8	379.3	381.5	383.0	385.5
30°	389.6	391.1	393.6	395.3	397.4	399.9	401.9	403.4	404.6	406.9	409.7
32.5°	422.5	422.7	423.5	427.8	429.8	431.8	434.6	435.8	437.8	440.1	443.1
35°	463.5	465.7	467.5	469.5	471.7	474.0	475.0	478.8	480.5	483.6	486.6
37.5°	504.2	504.4	508.4	509.7	511.7	514.0	517.5	521.3	525.8	528.8	533.6
40°	547.9	549.9	554.9	557.5	560.0	565.5	568.3	574.3	581.8	586.1	594.1
42.5°	611.2	614.3	623.3	627.3	633.4	642.4	648.2	656.5	659.5	669.8	673.6
45°	694.2	703.5	716.5	725.1	735.9	745.7	750.7	754.5	759.0	767.1	766.1
47.5°	783.9	796.0	810.5	828.1	835.2	846.7	853.3	860.6	856.5	854.5	852.5
50°	875.9	890.0	909.3	925.1	936.0	943.0	948.5	947.5	939.0	934.4	921.9
52.5°	978.2	986.5	1004.8	1018.4	1024.9	1026.4	1025.2	1017.6	1009.6	995.3	980.4
55°	1135.0	1131.2	1138.5	1144.8	1142.8	1149.8	1131.7	1124.7	1104.9	1086.3	1066.4
57.5°	1453.7	1458.7	1418.0	1399.7	1396.4	1402.9	1371.0	1367.0	1319.0	1313.0	1279.5
60°	1919.7	1944.3	1912.4	1894.5	1846.3	1830.4	1794.8	1779.9	1733.9	1696.7	1649.7
62.5°	2270.0	2292.4	2305.7	2280.3	2252.2	2210.7	2156.7	2096.9	2048.1	1991.0	1941.3
65°	2301.7	2346.9	2377.6	2389.4	2369.6	2324.1	2257.5	2182.1	2107.4	2035.8	1972.9
67.5°	2153.7	2194.1	2241.6	2284.1	2286.6	2257.0	2200.2	2123.5	2037.3	1948.8	1875.2
70°	1899.3	1950.1	1991.5	2036.3	2067.5	2050.4	2022.0	1951.6	1862.1	1793.2	1708.5
72.5°	1544.7	1566.0	1576.1	1620.1	1620.6	1589.4	1569.3	1530.4	1458.2	1409.5	1344.9
75°	902.0	855.0	805.0	761.5	726.1	711.3	645.4	634.4	590.1	562.7	522.5
77.5°	372.0	330.0	276.0	231.0	186.5	166.4	137.2	124.4	107.8	100.5	95.8
80°	318.9	279.2	238.5	199.6	164.9	130.2	101.3	78.7	61.8	52.5	48.8
82.5°	260.4	236.5	208.1	187.0	159.8	134.0	113.1	87.7	65.6	48.3	36.9
85°	94.0	77.2	62.1	57.1	45.5	37.4	31.4	26.9	22.1	17.6	15.6
87.5°	10.6	10.1	5.8	5.5	6.3	4.5	5.3	4.8	4.0	3.5	3.8
90°	0.0	0.0	0.0	0.0	0.0	0.0	0.0	0.0	0.0	0.0	0.0



REPORT NUMBER: P149924

CATALOG NUMBER: VWM-F01-LED-E1-SL2-7030

CANDELA DISTRIBUTION (continued):

	87°	88°	89°	90°	95°	105°	115°	125°	135°	145°	155°
0°	239.8	239.8	239.8	239.8	239.8	239.8	239.8	239.8	239.8	239.8	239.8
2.5°	240.5	240.5	240.8	240.8	241.0	241.3	241.8	241.5	241.5	241.8	241.8
5°	247.3	248.1	247.8	247.8	247.8	248.1	248.3	247.3	246.3	245.3	244.8
7.5°	259.1	259.6	260.1	259.6	260.1	259.9	259.4	256.6	253.3	249.3	246.6
10°	274.5	274.5	275.0	274.7	275.7	275.0	273.4	267.2	260.1	251.6	245.3
12.5°	291.0	292.8	292.0	292.3	294.3	292.3	288.8	279.5	266.9	253.1	242.0
15°	310.6	311.4	311.9	311.1	312.4	310.6	304.4	289.5	271.2	251.8	235.5
17.5°	326.7	327.0	327.2	327.7	329.5	327.5	316.7	296.6	272.2	246.1	224.4
20°	339.3	340.6	341.6	341.6	344.1	341.1	326.7	300.1	268.9	236.5	210.4
22.5°	352.4	353.4	354.6	354.9	358.1	355.1	335.0	299.3	260.4	222.9	194.0
25°	368.5	369.5	370.5	371.7	376.2	372.0	343.3	296.3	248.6	206.8	176.4
27.5°	387.0	389.3	390.1	392.1	397.4	390.8	350.4	291.8	235.5	188.2	157.8
30°	411.9	414.7	415.7	418.5	425.8	411.4	354.4	284.0	218.9	169.4	138.0
32.5°	445.4	449.1	452.1	455.2	463.5	432.0	354.9	272.7	199.6	148.3	118.9
35°	489.1	494.9	497.1	499.1	506.9	454.4	352.6	255.9	175.9	126.7	103.8
37.5°	538.1	543.9	545.4	546.4	547.9	473.5	347.1	230.2	149.3	107.8	91.7
40°	598.4	603.4	605.5	603.9	595.9	488.3	334.8	200.3	123.4	95.0	84.2
42.5°	672.1	679.6	680.4	673.6	646.9	496.6	310.1	165.1	103.0	85.7	78.4
45°	763.3	762.8	758.5	753.7	702.5	493.4	275.7	134.5	90.2	78.4	73.1
47.5°	845.2	836.7	830.1	816.1	751.5	474.3	231.2	111.3	82.4	72.9	68.6
50°	912.3	896.7	882.9	867.6	787.9	440.3	187.0	94.5	75.1	68.1	64.3
52.5°	965.4	946.5	930.4	915.3	823.1	402.6	153.3	82.2	68.1	63.3	59.6
55°	1048.3	1029.5	1003.8	987.2	876.9	367.9	131.4	72.4	61.3	58.3	54.5
57.5°	1258.2	1241.6	1210.9	1167.9	1015.1	354.9	119.1	64.8	55.8	54.0	51.0
60°	1624.6	1597.7	1557.8	1514.0	1296.1	363.7	109.3	59.6	52.0	50.5	48.3
62.5°	1901.1	1853.8	1808.6	1768.1	1520.8	363.4	96.5	55.5	49.3	48.5	46.2
65°	1912.4	1864.4	1818.9	1776.4	1525.8	323.5	81.4	52.0	48.8	48.5	44.7
67.5°	1810.8	1758.8	1714.8	1661.3	1412.5	252.8	65.3	49.8	50.8	50.3	44.2
70°	1645.0	1577.1	1540.9	1488.1	1243.1	176.9	53.8	50.5	55.0	53.5	45.0
72.5°	1291.1	1239.8	1184.8	1148.1	973.2	111.8	45.2	51.0	56.8	54.3	47.0
75°	480.5	494.4	471.7	463.7	494.4	65.6	40.2	47.5	50.8	47.0	42.7
77.5°	97.0	92.7	88.0	87.0	112.3	40.5	36.9	41.2	39.0	34.4	34.7
80°	46.5	45.2	43.7	43.5	41.7	33.7	34.2	35.2	29.4	26.6	28.4
82.5°	30.9	29.2	28.7	27.6	28.1	30.2	32.4	30.2	22.6	21.1	25.6
85°	14.3	13.8	13.6	13.6	15.1	27.1	26.9	22.1	15.6	15.1	25.6
87.5°	3.5	3.5	3.8	3.5	4.0	8.0	7.0	6.8	5.8	6.5	12.1
90°	0.0	0.0	0.0	0.0	0.0	0.0	0.0	0.0	0.0	0.0	0.0



REPORT NUMBER: P149924

CATALOG NUMBER: VWM-F01-LED-E1-SL2-7030

CANDELA DISTRIBUTION (continued):

	165°	175°	180°
0°	239.8	239.8	239.8
2.5°	241.5	241.8	241.5
5°	243.8	243.8	243.8
7.5°	243.8	243.0	242.8
10°	240.3	238.0	238.0
12.5°	234.2	230.5	230.0
15°	222.9	217.9	217.2
17.5°	208.6	201.8	200.6
20°	192.5	184.0	182.5
22.5°	174.9	165.1	164.4
25°	157.6	147.5	145.5
27.5°	138.2	128.4	127.4
30°	118.9	110.3	109.8
32.5°	102.5	97.3	96.3
35°	91.0	88.0	86.7
37.5°	83.4	81.2	80.9
40°	77.7	75.7	75.4
42.5°	72.9	71.1	70.9
45°	68.1	66.6	66.1
47.5°	63.3	61.8	61.6
50°	59.1	57.1	56.8
52.5°	55.0	53.0	52.5
55°	51.3	49.3	49.3
57.5°	48.0	46.0	45.7
60°	45.0	43.0	42.7
62.5°	42.7	40.2	40.0
65°	41.0	38.5	38.0
67.5°	40.0	36.9	36.2
70°	41.7	36.2	34.9
72.5°	42.0	35.4	33.7
75°	40.5	33.4	32.2
77.5°	35.4	29.9	28.7
80°	30.7	23.1	21.4
82.5°	29.2	18.8	16.3
85°	22.6	12.3	11.6
87.5°	12.8	6.8	5.5
90°	0.0	0.0	0.0

(END OF REPORT)